

Pima County Consolidated Justice Court Eviction Data by Month

Eviction Filings

Jan-20	Feb-20	Mar-20	Apr-20	May-20	Jun-20	Jul-20	Aug-20	Sep-20	Oct-20	Year To Date
1092	984	631	244	338	392	378	468	447	485	5459

Judgments Entered:

For Defendant

Dismissals

for Plaintiff

Jan-20	Feb-20	Mar-20	Apr-20	May-20	Jun-20	Jul-20	Aug-20	Sep-20	Oct-20	Year To Date
1126	877	611	163	159	852	364	416	522	401	5491
0	0	1	0	0	0	0	0	2	0	3
368	293	239	129	101	251	92	156	159	117	1905
758	584	371	34	58	601	272	260	361	284	3583

Motions Filed:

Motions to Compel

Motions to Compel Granted

Motions for Reconsider

Motions for Reconsider Granted

Jan-20	Feb-20	Mar-20	Apr-20	May-20	Jun-20	Jul-20	Aug-20	Sep-20	Oct-20	Year To Date
NA	NA	2	6	10	10	29	31	24	12	124
NA	NA	2	4	7	8	19	18	12	8	78
NA	NA	0	0	0	1	2	7	9	2	21
NA	NA	0	0	0	1	0	4	4	0	9

Statistics for June 2020 reflect the addressing of case backlogs from March through May 2020.

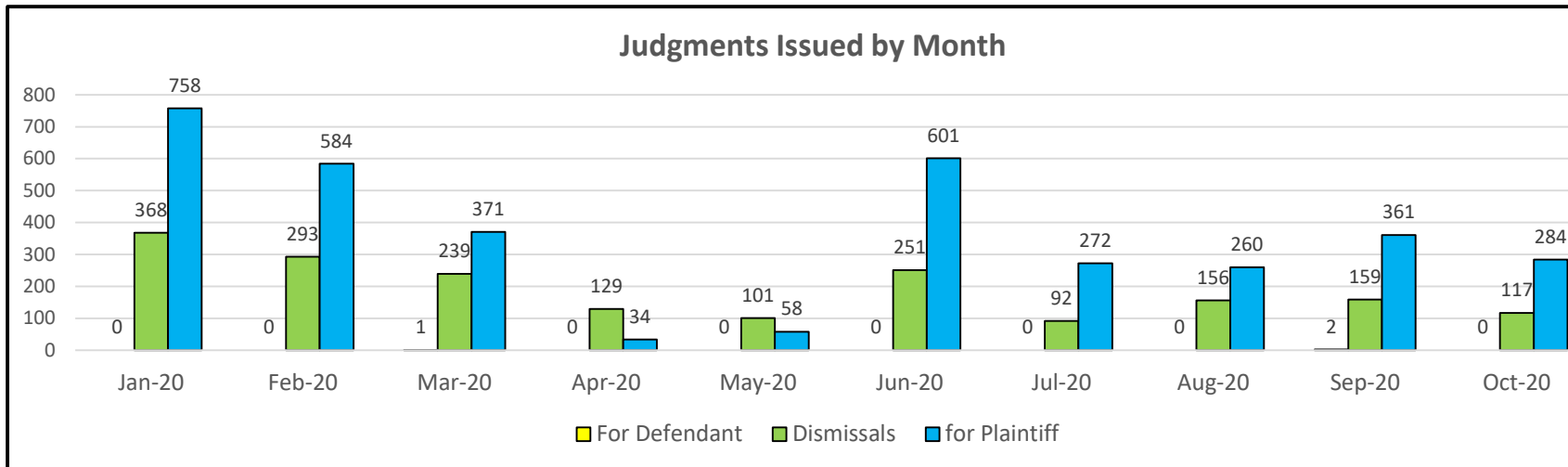
"NA" notes data not captured for that month.

Writs of Restitution:

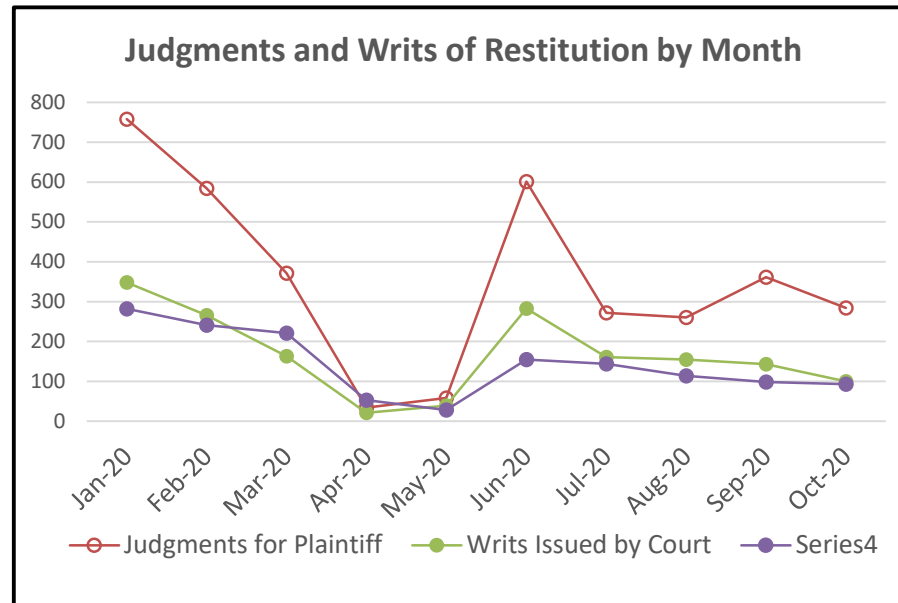
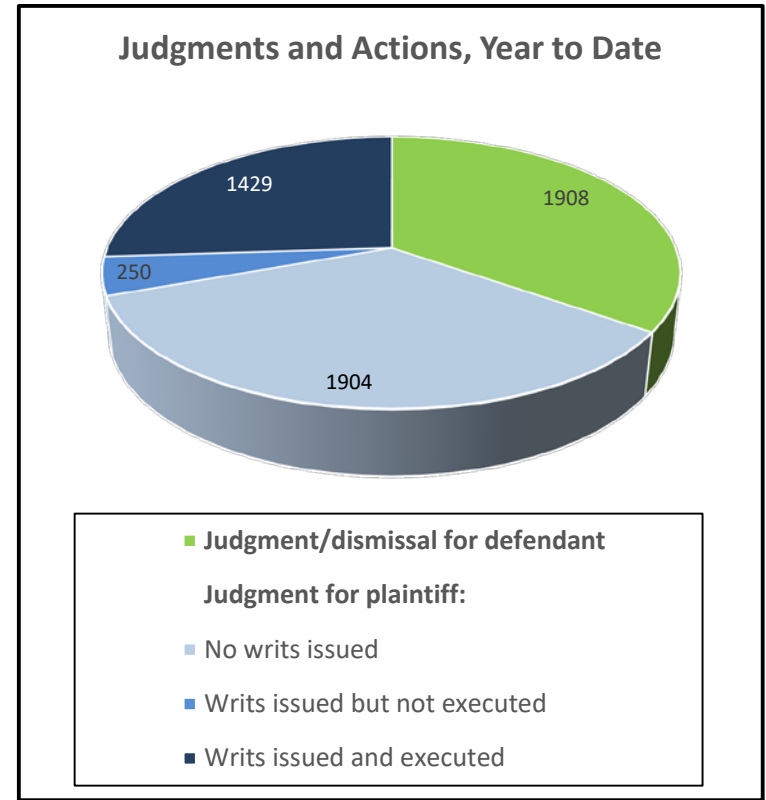
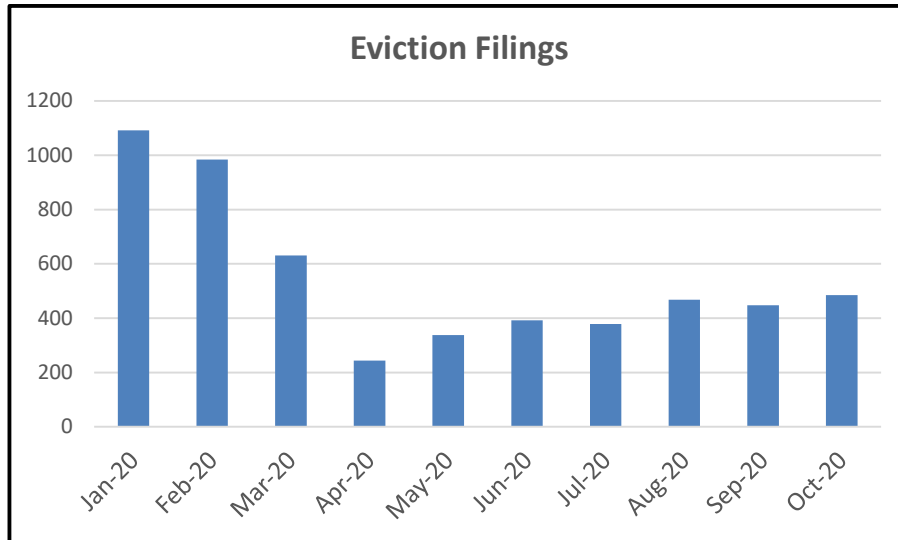
Issued by Court

Executed by Constable

Jan-20	Feb-20	Mar-20	Apr-20	May-20	Jun-20	Jul-20	Aug-20	Sep-20	Oct-20	Year To Date
348	266	163	21	39	283	161	155	143	100	1679
282	241	221	53	28	155	144	114	98	93	1429



Pima County Consolidated Justice Court Eviction Data by Month



Judgment/dismissal for defendant	1908
<i>Judgment for plaintiff:</i>	
No writs issued	1904
Writs issued but not executed	250
Writs issued and executed	1429